

DIPHANO



Newport

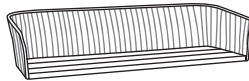
3-seater

INSTRUCTION MANUAL

how to connect the legs

CONTENT

Start by unpacking everything carefully. Make sure to cover the floor to prevent any damage or scratching (you can use the cardboard box for this).



1x frame



2x front legs (F)
19cm



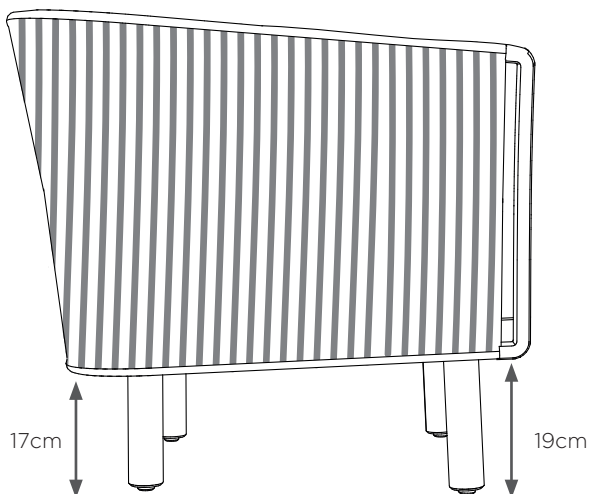
2x back legs (B)
17cm

Diphano cannot be held responsible if the assembly instructions are not followed properly.



PREPARATION

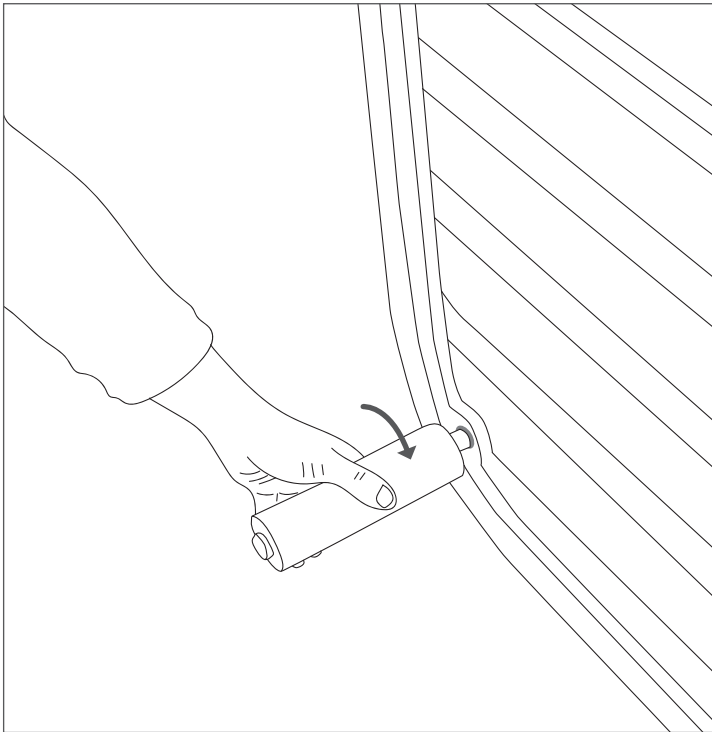
There are 2 different lengths of legs delivered with the frame. To make sure the furniture is assembled correctly, you should make sure you use the correct length for the front and the back. The front legs are 17cm and the 2 back legs are 19cm.



1

CONNECT BACK LEGS

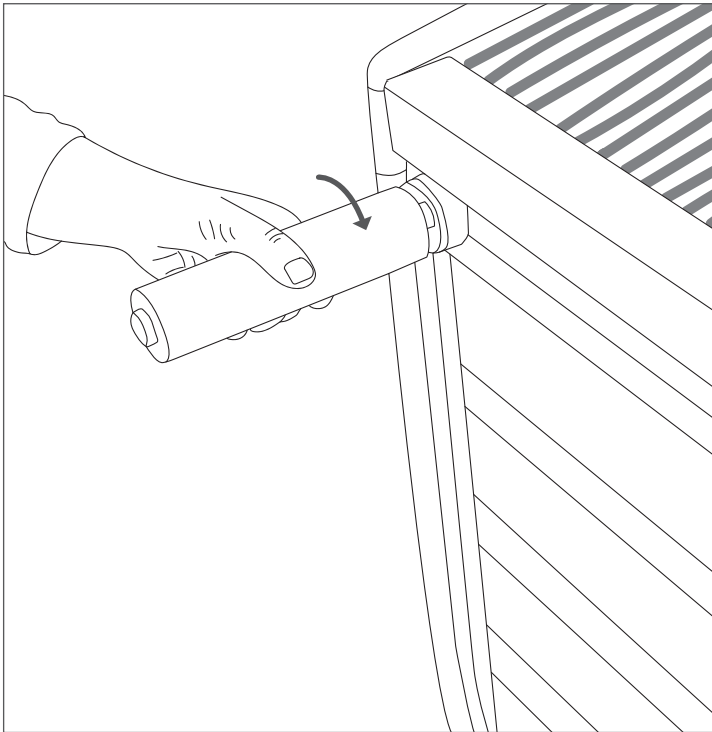
Connect the back legs (17cm), indicated with the letter B, to the frame by screwing them into the provided holes at the back of the chair.



2

CONNECT FRONT LEGS

Connect the front legs (19cm), indicated with the letter F, to the frame by screwing them into the provided holes at the front of the chair.



maintenance & care

POWDERCOATED ALUMINIUM

Simply brush away loose dirt, rinse, and clean with a mild, lukewarm soapy solution. Rinse thoroughly and pat dry with a cloth.

ROPES

Simply brush away loose dirt, rinse, and clean with a mild, lukewarm soapy solution. Rinse thoroughly and air dry.

FABRICS

Simply brush away loose dirt. Spray on a cleaning solution of water and mild soap. Use a soft bristle brush to clean and allow cleaning solution to soak into the fabric. Rinse thoroughly until all soap residue is removed and allow to air-dry.



NATURAL TEAK

Simply brush away loose dirt, rinse, and clean with a mild, lukewarm soapy solution. Rinse thoroughly and pat dry with a cloth. If the teak is 100% dry and free of dust, you can apply our Teak stain protector to make it repellent to water and moisture. Avoid the use of abrasive products and solvents and high pressure cleaning.



Teak stain protector

Saturates teak to make it repellent to water and moisture. Helps to prevent stains (e.g. wine stains, barbecue stains...). Easy to apply. Transparent finishing.

DIPHANO

OUTDOOR FURNITURE

www.diphano.com

Textielstraat 4 - 8790 Waregem - Belgium
Tel. +32 (0)56 980 008 - info@diphano.com